



**Birthdays:**

- Damian C 1<sup>st</sup>
- Carlei M 2<sup>nd</sup>
- Latanya W 2<sup>nd</sup>
- Judah C 4<sup>th</sup>
- Faisal A 5<sup>th</sup>
- Jeremiah R 7<sup>th</sup>
- Lyndsey H 11<sup>th</sup>
- Evelyn L 15<sup>th</sup>
- Brooke S 16<sup>th</sup>
- Natalie B 17<sup>th</sup>
- Jaedin T 17<sup>th</sup>
- Tyrese F 18<sup>th</sup>
- Mathew R 18<sup>th</sup>
- Josiah W 20<sup>th</sup>
- Mackenzie P 23<sup>rd</sup>
- Rosa Y 24<sup>th</sup>
- Lena Z 24<sup>th</sup>
- Colton S 25<sup>th</sup>
- William T 26<sup>th</sup>
- Brady C 27<sup>th</sup>
- Gavin W 30<sup>th</sup>

- Mr. Khaled 23<sup>rd</sup>
- Ms. Omaima 29<sup>th</sup>
- Ms. Janet 26<sup>th</sup>

# The Reef

By Coral Reef Academy

2180 Julian Ave NE Palm Bay, FL 32905 (321) 728-8895  
www.coralreefacademy.palmbay.com

"The greatest compliment you can give us is the referral of family and friends"



**IMPORTANT DATES:**

CORAL REEF ACADEMY WILL BE CLOSED THURSDAY NOV. 26 & FRIDAY NOV 27 IN OBSERVANCE OF THANKSGIVING and also NOVEMBER 11<sup>th</sup> IN OBSERVANCE OF VETERANS/REMEMBERANCE DAY


Tuesday Nov 24<sup>th</sup> Thanksgiving Meal for the whole school. We will be roasting delicious turkeys and we ask our parents to bring in family style sides and desserts for the children. Volunteers are welcome this day.



November Theme: Music  
Color- Brown  
Shape- triangle  
Number 4,5  
Letters G,H  
Opposites: on & off  
Value: Gentleness  
Transportation: Tractor

Other topics: Instruments, tempo, body sounds (clapping, etc.)  
Special Events : Native Heritage Month, Thanksgiving, Veteran's Day

Chungs Mudo Martial Arts will be starting up in our cafeteria beginning in January! Only \$50 dollars a month...more details to come!



*"THE WAVING WHEAT, AND GOLDEN GRAIN REMIND US OF THE BOUNTY FOR WHICH WE ARE SO GRATEFUL! ALL THE BEST TO YOU AND YOUR FAMILY!"*

Historically, an Indian tepee was made from a cone of long poles and a hide covering that appeared shiny white until the hearth fire cured it. Construct a village of similarly handsome -- though edible -- tepees with this food craft.




Ingredients: Sugar cones ~ Confectioners' sugar ~ Unsalted butter ~ Vanilla extract  
Cake-decorating icing ~ Decorative candies  
Toothpicks

Instructions In a mixing bowl with an electric beater set at low speed, mix 2 cups of sifted confectioners' sugar, 1/4 cup of softened, unsalted butter, and 1/2 teaspoon of vanilla extract until smooth and spreadable. Stir in a bit of milk, if needed.

Use the icing to lightly frost eight ice cream sugar cones, then place them in the freezer for a few minutes until the icing hardens.

Now use tubes of cake-decorating icing to draw linear patterns and images and glue on decorative candies. For lodgepoles, insert toothpicks into the tip of each cone.



**Teacher of the Month**

Ms. Brandi, in our transitional three year old class is very deserving of the Teacher of the Month title. She works extremely hard to create an environment that is full of creative and new ideas and keeps the children engaged throughout the day. She is an extremely loving teacher who is constantly praising the children in her class and striving everyday to do the best for each of them. We appreciate her hard work and commend her on her effort.



Nov 16<sup>th</sup> and 17<sup>th</sup> is Picture Day with a holiday background. There will be an alternate background for families who choose not to have a holiday background please see a member of administration to request this and we will be happy to comply.  
Moms with the last name ending in A-L picture day for your children will be on Tuesday Nov 16<sup>th</sup>.

Mom's with the last name M-Z will have their pictures on Wednesday the 17<sup>th</sup>.



"Teaching kids to dream with their eyes wide open"

We need parents to please fill out the parent surveys for our accreditation process. It is completely confidential and we have an envelope located in the front for you to place the surveys once complete. This is a great way to help us improve our center in any way we can.

The four year old's have been quite busy last month. We learned about Spanish Heritage and had a traditional fiesta with wonderful Spanish Music and delicious Hispanic Food. Thank you to all the parents who participated in making the meals....we had so much food! The children and teachers were all stuffed!




**FOOD DRIVE** November 2<sup>nd</sup> –  
13<sup>th</sup> –  
Please bring in canned goods!

### Pumpkin Patch Field Trip

The Four Year Olds visited the pumpkin patch last month and enjoyed stories, a hay ride and fun activities. Each child received a baby pumpkin to take home and each class received a BIG pumpkin where they got to guess the weight and talk about the different textures the outside and inside of the pumpkin has. We would like to send a special Thanks for Mr. and Mrs. Agarie and Baby Ramzi for all your help on our trip.





Special thank you to all the Parents who donated items for the Fall Festival, we couldn't have done it without you!!!!

